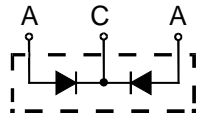



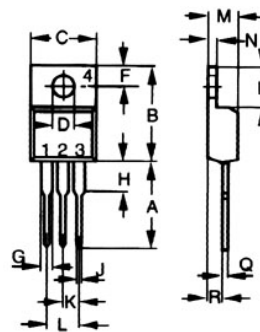
常州国润电子有限公司

MUR2040CT Ultra Fast Recovery Diodes



A=Anode, C=Cathode, TAB=Cathode

TO-220AB



Dim.	Inches		Millimeter	
	Min.	Max.	Min.	Max.
A	0.500	0.550	12.70	13.97
B	0.580	0.630	14.73	16.00
C	0.390	0.420	9.91	10.66
D	0.139	0.161	3.54	4.08
E	0.230	0.270	5.85	6.85
F	0.100	0.125	2.54	3.18
G	0.045	0.065	1.15	1.65
H	0.110	0.230	2.79	5.84
J	0.025	0.040	0.64	1.01
K	0.100	BSC	2.54	BSC
M	0.170	0.190	4.32	4.82
N	0.045	0.055	1.14	1.39
Q	0.014	0.022	0.35	0.56
R	0.090	0.110	2.29	2.79

	V _{RRM}	V _{RMS}	V _{DC}
	V	V	V
MUR2040CT	400	400	400

Symbol	Characteristics	Maximum Ratings	Unit
I _(AV)	Maximum Average Forward Rectified Current @T _c =100°C	20	A
I _{FSM}	Peak Forward Surge Current 8.3ms Single Half-Sine-Wave Superimposed On Rated Load (JEDEC METHOD)	175	A
V _F	Maximum Forward Voltage At 10.0A DC	1.3	V
I _R	Maximum DC Reverse Current @T _J =25°C At Rated DC Blocking Voltage @T _J =100°C	5 500	uA
C _J	Typical Junction Capacitance Per Element (Note 1)	80	pF
T _{RR}	Maximum Reverse Recovery Time (Note 2)	35	ns
R _{θJC}	Typical Thermal Resistance (Note 3)	1.25	°C/W
T _J , T _{STG}	Operating And Storage Temperature Range	-55 to +150	°C

NOTES: 1. Measured At 1.0MHz And Applied Reverse Voltage Of 4.0V DC.
2. Reverse Recovery Test Conditions: I_F=0.5A, I_R=1.0A, I_{RR}=0.25A.
3. Thermal Resistance Junction To Case.

FEATURES

- * Glass passivated chip
- * Superfast switching time for high efficiency
- * Low forward voltage drop and high current capability
- * Low reverse leakage current
- * High surge capacity

MECHANICAL DATA

- * Case: TO-220AB molded plastic
- * Polarity: As marked on the body
- * Weight: 0.08 ounces, 2.15 grams
- * Mounting position: Any



MUR2040CT Ultra Fast Recovery Diodes

